

# INTRODUCTION

INFO7016 Postgraduate Project A

School of Computer, Data and Mathematical Sciences

# Subject/Unit Coordinator(s)

**Dr Jamie Yang**

Subject Coordinator

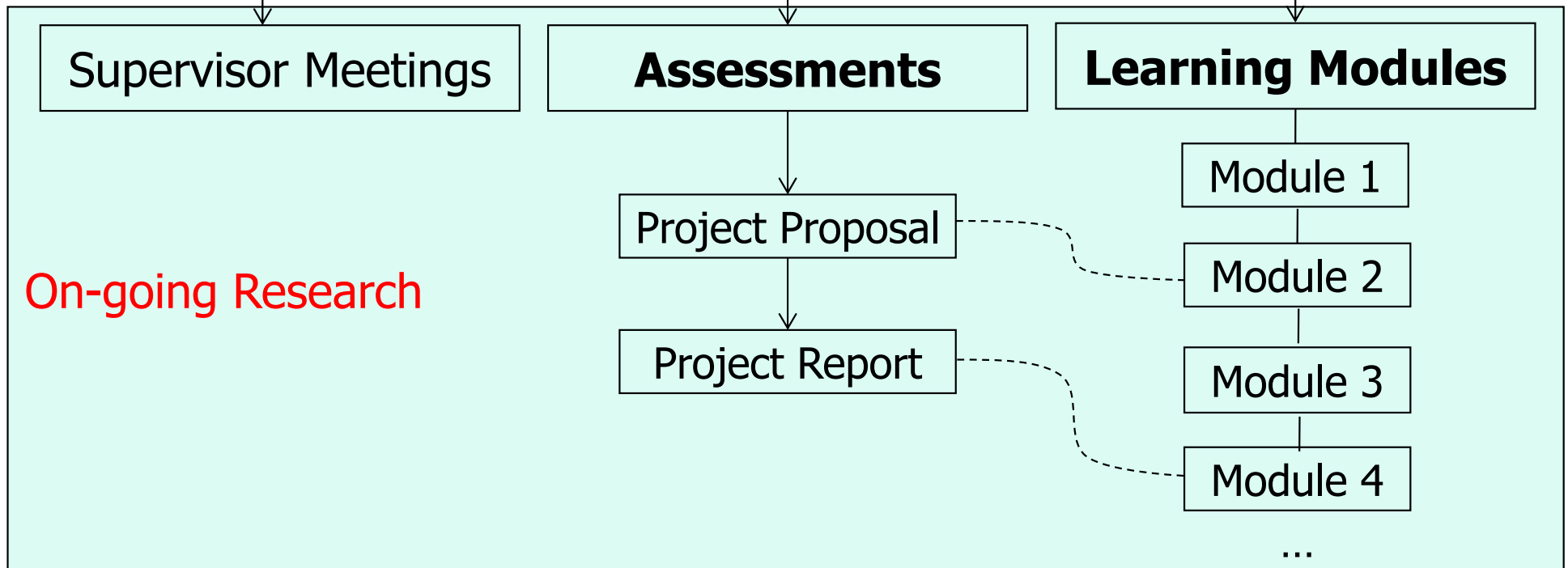
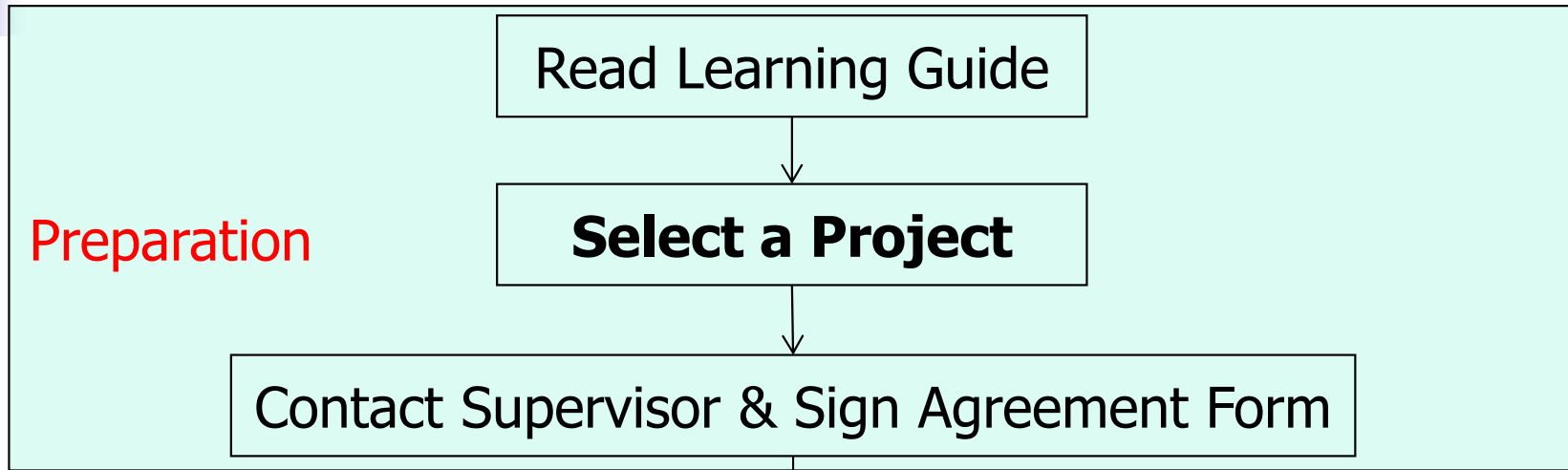
**Consultation:** via email [j.yang@westernsydney.edu.au](mailto:j.yang@westernsydney.edu.au)

**Room:** ER.G.12

**Phone:** 02 9685 9233 (during normal business hours)



# Workflow/Roadmap





# Project Topic Selection

---

- A list of projects and supervisors is provided in vUWS or via email to certain recipients (MAI, MDS, MICT)

## ICT Projects:

We'll likely provide a list of projects for students to select (students are given the relevant link for accessing the list together with a brief instruction). The list of topics (or the relevant link for accessing it) will be presented to students on vUWS or via emails before or in WEEK 1.

Please refer to the email message titled "**INFO7016 PPA - Project Selection - MICT students choose your PPA Project**" for how to select your PPA project.

For your convenience, we have collected a list of ICT projects for MICT students to choose. Please follow the link given in the email to access a shared spreadsheet with a list of ICT projects.

---

## Data Science Projects:

We'll likely provide a list of projects for students to select (students are given the relevant link for accessing the list together with a brief instruction). The list of topics (or the relevant link for accessing it) will be presented to students on vUWS or via emails before or in WEEK 1.

Please refer to the email message titled "**INFO7016 PPA - Project Selection - MDS students choose your PPA Project**" for how to select your PPA project.

For your convenience, we have collected a list of DS projects for MDS students to choose. Please follow the link given in the email to access a shared spreadsheet with a list of DS projects.



# Project Topic Selection: Issues & Resolutions

---

- Availability of topics (Availability of supervisors)
  - Some topics may not be provided beforehand
  - There may be limited number of supervisors in some areas
- Student skills
  - e.g. if special skills are needed for a project such as programming then students with such abilities will be offered such projects
- If a project is not successfully allocated to a student
  - the student may approach staff within their specialisation and discuss possibilities of a project
  - the student may propose a project which can be circulated among academic staff to see if they are interested in supervising the project.
- If not resolved, please see the subject coordinator

# Learning Modules

==Learning Zone==

Learning Modules

Recordings (Panopto)

Readings & Resources



## Module 01 - Workshop: Introduction and Project Selection

## Module 02 - Technical Session: Prepare a Proposal

Similar information has also been provided in 'Assessment Zone' -> 'Project Proposal'. It's placed here with extra documents for your convenience.

Useful documents to assist in writing the Project Proposal:

[Project Proposal Template](#) (if the link doesn't open, right-click on the link and 'Save link as').

[Sample Project Proposal](#) (for your reference).

[How to Prepare a Research Proposal](#) (key notes).

## Module 03 - Technical Session: Conduct Literature Review

Useful documents to assist in conducting Literature Review:

[Literature Reviews - Note Taken Template](#) (if the link doesn't open, right-click on the link and 'Save link as').

[Literature Reviews - Assignment Assistance](#)

## Module 04 - Technical Session: Dissertation Writing

Similar information has also been provided in 'Assessment Zone' -> 'Project Report'. It's placed here with extra documents for your convenience.

# Assessment Structure

## Assessment Summary

Title	Type	Weighting	Due
Assessment 1: Supervision Agreement	Learning Contract	0%	6:00PM, Friday (week 3)
Assessment 2: Project Proposal	Project Proposal	35%	6:00PM, Friday (week 6)
Assessment 3: Project Report	Report	65%	6:00PM, Friday (week 14)

## ■ Assessment Details: Available on vUWS and subject LG

### ==Assessment Zone==

1. Supervision Agreement
2. Project Proposal (35%)
3. Project Report (65%)

### 2.5.2 Proposal

Weight:	35%
Type of Collaboration:	Individual
Due:	By 6:00pm AEST
Submission:	via vUWS
Format:	The proposal should follow the <u>Referencing Style</u>

### Marking Criteria:

Criteria	Rubrics
Structure and Details (15 marks)	<ul style="list-style-type: none"> <li>- Background Context</li> <li>- preliminary literature</li> <li>- Knowledge Gap,</li> <li>- Objectives (3 marks)</li> <li>- Research Questions</li> <li>- Methodology and</li> <li>- Program of Work</li> </ul>
Writing and Presentation (20 marks)	<ul style="list-style-type: none"> <li>- Quality of Proposal</li> <li>- Presentation of Proposal (5 marks)</li> <li>- Referencing and</li> <li>- Number and quality of references</li> <li>- Oral Presentation</li> <li>- project supervision</li> </ul>

# Supervision Agreement Form

"INFO7016 PPA - Contact supervisor and sign supervision contract once chosen your project"

- The form is available in Assessment Zone and Learning Modules. Instructions are available on the form.
- Please **submit** the project supervision agreement form signed by the supervisor(s) once finalised.

## ==Assessment Zone==

1. Supervision Agreement  
(Fri, Week 3)

2. Project Proposal (35%)  
(Fri, Week 6)

3. Project Report (65%) (Fri,  
Week 14)

## MODULE 01 - WORKSHOP: INTRODUCTION AND PROJECT SELECTION

Supervision Agreement and Supervisor Meetings

The relevant information has been included in 'Assessment Zone' -> 'Supervision Agreement'. Also I've placed it here for your convenience.

Download [Supervision Agreement Form](#) (if the link doesn't open, right-click on the link and 'Save link as').



## MODULE 07 - TECHNICAL SESSION: ON-GOING RESEARCH

Supervisor Meetings

The relevant information has been included in 'Assessment Zone' -> 'Supervision Agreement'. I've also placed it here, for your convenience, to help manage your on-going research. Feel free to use whichever you and your supervisor prefer.

[Meeting Register](#) (if the link doesn't open, right-click on the link and 'Save link as').

[Meeting Agenda](#)

[Meeting Notes](#)



# Project Proposal and Project Report

## ==Assessment Zone==

1. Supervision Agreement (Fri, Week 3)
2. Project Proposal (35%) (Fri, Week 6)
3. Project Report (65%) (Fri, Week 14)

## ==Learning Zone==

### Learning Modules

Recordings (Panopto)

Readings & Resources



Project Proposal (click this link for submission)



Project Report (click 'View/Complete' below for submission)

SUBMIT TO TURNITIN  
(View/Complete)

[How to use Turnitin](#)



Useful documents to assist in writing the Project Report

Useful documents to assist in writing the Project Report:

Download [Project Report Template](#) (if the link doesn't open, right-click on the link and 'Save link as').

Download a [Sample Project Report](#) for your reference.

Download [Checklist for Report Submission](#).



Module 02 - Technical Session: Prepare a Proposal



Module 04 - Technical Session: Dissertation Writing

Similar information has also been provided in 'Assessment Zone' -> 'Project Report'. It's placed here with extra documents for your convenience.

Useful documents to assist in writing the Project Report:

[Project Report Template](#) (if the link doesn't open, right-click on the link and 'Save link as').

[Sample Project Report](#) (for your reference).

[Dissertation Writing - Tips](#).

[Dissertation Writing - Audit](#).

[Checklist for Report Submission](#).

WSU offers [Academic Literacy and Grammar Workshops](#) before and during teaching sessions, which helps develop essential literacy skills such as assignment preparation, essay writing, critical analysis, and grammars.




# Referencing

---

- The Library provides many resources for referencing including training on EndNote
- **Students are strongly recommended to use a referencing package such as EndNote, RefWorks or Mendeley**
  - **EndNote** – a commercial package, free for all WSU students via the Library
  - **RefWorks** – free for all
  - **Mendeley** – free for all, cloud based, works almost like a commercial package (owned by Elsevier now)
- Lots of good resources available online via YouTube
- WSU official referencing style WesternSydU Harvard – students may select a different style in consultation with the project supervisor(s).
- BTW, ok to use **LaTeX**. No standard LaTeX template for Final Report; find a similar one by yourself. Choose your preferred LaTeX editors: **WinEdt**; **Overleaf** (a collaborative online LaTeX editor).

# Academic Integrity and Plagiarism

- The University treats plagiarism issues very seriously
- Please read and understand WSU academic misconduct policies
- Submit your own work

 Project Report (click 'View/Complete' below for submission)

<10-15%

Similarity report

SUBMIT TO TURNITIN  
(View/Complete)

Rephrase &  
Resubmit

[How to use Turnitin](#)

# PPA timeline and on-going research

project selection and on-going research

## Mile stones and time line

Choose a research topic & meet  
supervisor (week 1)

Supervision Agreement  
(Due week 3)

Write a research proposal  
(Due week 6, **35%**)

Final report  
(Due week 14, **65%**)



# Conclusion and Checklist

Topics selection

Supervision Agreement (0%, week 3)

Assessment structure

Project Proposal (35%, week 6)

Project Report (65%, week 14)

Learning modules

...

2 - Project Proposal

...

4 - Project Report

...

